




Axiom Shapes

An exciting new concept in kitchen work surface components from one of the UK's leading manufacturers! Enhance the design of a planned new kitchen or create a refreshing aspect to an existing one!



Everest	
Design code	PP5568
Finish	Crystal textured
Also available ColorFill	CF145
Upstand	Yes
Splashback	Yes
Sheet laminate	Yes



Basalt Slate	
Design code	PP3690
Finish	Honed
Also available ColorFill	CF145
Upstand	Yes
Splashback	Yes
Sheet laminate	Yes



Serene	
Design code	PP5963
Finish	Gloss
Also available ColorFill	CF07
Upstand	No
Splashback	No
Sheet laminate	Yes


Axiom Shapes Worktop Sizes	
Size	
Rectangular (R1)	1200x940x40mm
Circular (R2)	600mm diameter x40mm
Bowed (R3)	1600x800x40mm
Square edged top (R4)	3600x650x40mm (Gloss, etching & honed finishes)
	4100x650x40mm (Crystal & universal finishes)



Travertine	
Design code	PP3526
Finish	Etchings
Also available ColorFill	CF96
Upstand	No
Splashback	No
Sheet laminate	Yes



Walnut Butcher Block	
Design code	PP0911
Finish	Universal
Also available ColorFill	CF257
Upstand	No
Splashback	No
Sheet laminate	Yes



Wenge Butcher Block	
Design code	PP6569
Finish	Universal
Also available ColorFill	CF106
Upstand	No
Splashback	No
Sheet laminate	Yes

life Axiom worktops include a life time guarantee to cover defective materials and/or manufacture, excluding gloss tops. Please refer to the manufacturer's warranty statement for full details.



- Benefits**
- The unique square edge profile is crafted from high quality polypropylene edging providing new levels of water, stain and wear resistance
 - Quick and easy installation with no on-site finishing required, uses the minimum of tools and leaves no mess
 - Laminated on both sides with Formica decorative laminate, leaving no exposed areas
 - Provides endless design options for worktops, breakfast bars, shelving, table tops and cabinet framing

